

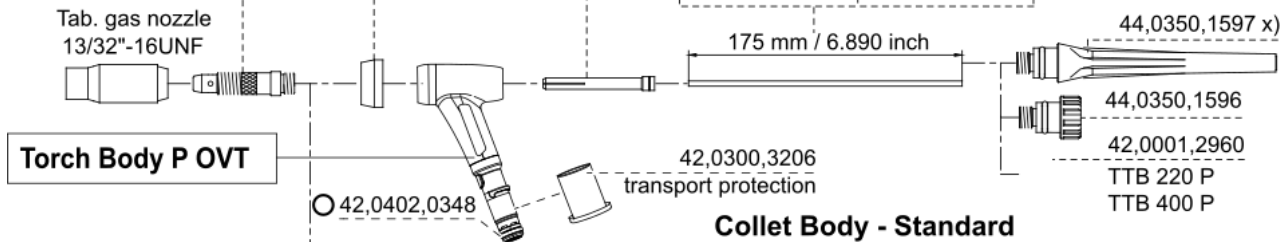
**TTB 220P G ML /70°/L65**

**44,0350,4409**

# TTB 220P G ML/70°/L65 (44,0350,4409)

## Standard

| Part No. collet body | Part No. head ring | Part No. collet | Part No. electrode WC20 | Part No. electrode WP | Part No. electrode WS2 | Electrode |      |
|----------------------|--------------------|-----------------|-------------------------|-----------------------|------------------------|-----------|------|
|                      |                    |                 |                         |                       |                        | mm        | inch |
| 42,0001,3032         | 42,0100,0408 x)    | 42,0001,1057    | 42,0411,4012            |                       |                        | 1,0       | .039 |
| 42,0001,3033         |                    | 42,0001,1058    | 42,0411,4001            | 42,0411,4008          | 42,0411,0161           | 1,6       | .063 |
| 42,0001,0644         |                    | 42,0001,0682    | 42,0411,0404            | 42,0411,0214          | 42,0411,0215           | 2,0       | .078 |
| 42,0001,3034 x)      |                    | 42,0001,1071 x) | 42,0411,4002 x)         | 42,0411,4005          | 42,0411,0162           | 2,4       | .094 |
| 42,0001,3035         |                    | 42,0001,1127    | 42,0411,4003            | 42,0411,4006          | 42,0411,0163           | 3,2       | .126 |
| 42,0001,3036         |                    | 42,0001,1128    | 42,0411,4013            | 42,0411,4007          | 42,0411,0164           | 4,0       | .157 |



### Collet Body - Standard

| gas nozzle ceramic screwable 13/32"- 16UNF | d1   |      | d2   |      | L1 |       | Part No.        |
|--|------|------|------|------|----|-------|-----------------|
|  | mm   | inch | mm   | inch | mm | inch  |                 |
|  | 6,5  | .256 | 18,0 | .709 | 47 | 1.850 | 42,0300,2276    |
|  | 8,0  | .315 | 18,0 | .709 | 47 | 1.850 | 42,0300,2277    |
|  | 9,5  | .374 | 18,0 | .709 | 47 | 1.850 | 42,0300,2278 x) |
|  | 11,0 | .433 | 18,0 | .709 | 47 | 1.850 | 42,0300,2279    |
|  | 12,5 | .492 | 18,0 | .709 | 47 | 1.850 | 42,0300,2280    |
|  | 16,0 | .630 | 21,0 | .827 | 47 | 1.850 | 42,0300,2281    |
|  | 19,5 | .768 | 23,5 | .925 | 50 | 1.969 | 42,0300,2282    |
|  | 8,0  | .315 | 18,0 | .709 | 76 | 2.992 | 42,0300,2283    |
|  | 9,5  | .374 | 18,0 | .709 | 76 | 2.992 | 42,0300,2284    |
|  | 11,0 | .433 | 18,0 | .709 | 76 | 2.992 | 42,0300,2285    |

### Collet Body-Large

| Part No. collet body | Electrode |      |
|----------------------|-----------|------|
|                      | mm        | inch |
| 42,0001,0560         | 2,0       | .078 |
| 42,0001,2862         | 2,4       | .094 |
| 42,0001,2863         | 3,2       | .126 |
| 42,0001,2864         | 4,0       | .157 |

X) standard equipment

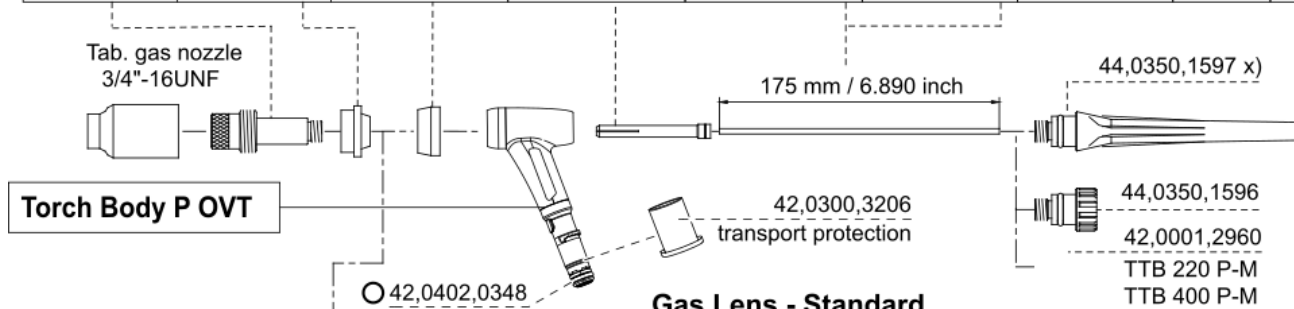
### Collet Body - Large

| gas nozzle ceramic screwable 3/4"- 16UNF | d1   |      | d2   |      | L1   |       | Part No.     |
|--|------|------|------|------|------|-------|--------------|
|  | mm   | inch | mm   | inch | mm   | inch  |              |
|  | 6,5  | .256 | 24,5 | .965 | 42   | 1.654 | 42,0300,2009 |
|  | 8,0  | .315 | 24,5 | .965 | 42   | 1.654 | 42,0300,2010 |
|  | 9,5  | .374 | 24,5 | .965 | 42   | 1.654 | 42,0300,2011 |
|  | 11,0 | .433 | 24,5 | .965 | 42   | 1.654 | 42,0300,2012 |
|  | 12,5 | .492 | 24,5 | .965 | 42   | 1.654 | 42,0300,2013 |
|  | 8,0  | .315 | 24,0 | .945 | 76   | 2.992 | 42,0300,2273 |
|  | 9,5  | .374 | 24,0 | .945 | 76   | 2.992 | 42,0300,2274 |
|  | 9,5  | .374 | 24,0 | .945 | 59,1 | 2.327 | 42,0300,2826 |
|  | 11,0 | .433 | 24,0 | .945 | 76   | 2.992 | 42,0300,2275 |

# TTB 220P G ML/70°/L65 (44,0350,4409)

## Standard

| Part No. gas lens | Part No. insulation ring | Part No. head shield | Part No. collet | Part No. electrode WC20 | Part No. electrode WP | Part No. electrode WS2 | Electrode $\varnothing$ |      |
|-------------------|--------------------------|----------------------|-----------------|-------------------------|-----------------------|------------------------|-------------------------|------|
|                   |                          |                      |                 |                         |                       |                        | mm                      | inch |
| 44,0350,1595      | 42,0100,0401             | 42,0100,0408 x)      | 42,0001,1057    | 42,0411,4012            |                       |                        | 1,0                     | .039 |
| 44,0350,1362      |                          |                      | 42,0001,1058    | 42,0411,4001            | 42,0411,4008          | 42,0411,0161           | 1,6                     | .063 |
| 44,0350,0645      |                          |                      | 42,0001,0682    | 42,0411,4004            | 42,0411,0414          | 42,0411,0215           | 2,0                     | .078 |
| 44,0350,1363      |                          |                      | 42,0001,1071 x) | 42,0411,4002 x)         | 42,0411,4005          | 42,0411,0162           | 2,4                     | .094 |
| 44,0350,1364      |                          |                      | 42,0001,1127    | 42,0411,4003            | 42,0411,4006          | 42,0411,0163           | 3,2                     | .126 |
| 44,0350,1365      |                          |                      | 42,0001,1128    | 42,0411,4013            | 42,0411,4007          | 42,0411,0164           | 4,0                     | .157 |

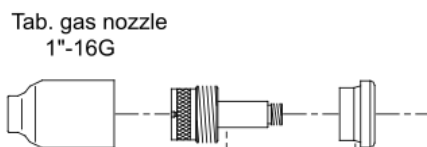


### Gas Lens - Standard

X) standard equipment

| gas nozzle ceramic screwable 3/4"-16UNF | d1   |      | d2   |      | L1   |       | Part No.     |
|---|------|------|------|------|------|-------|--------------|
|   | mm   | inch | mm   | inch | mm   | inch  |              |
|   | 6,5  | .256 | 24,5 | .965 | 42   | 1.654 | 42,0300,2009 |
|   | 8,0  | .315 | 24,5 | .965 | 42   | 1.654 | 42,0300,2010 |
|   | 9,5  | .374 | 24,5 | .965 | 42   | 1.654 | 42,0300,2011 |
|   | 11,0 | .433 | 24,5 | .965 | 42   | 1.654 | 42,0300,2012 |
|   | 12,5 | .492 | 24,5 | .965 | 42   | 1.654 | 42,0300,2013 |
|   | 8,0  | .315 | 24,0 | .945 | 76   | 2.992 | 42,0300,2273 |
|   | 9,5  | .374 | 24,0 | .945 | 76   | 2.992 | 42,0300,2274 |
|   | 9,5  | .374 | 24,0 | .945 | 59,1 | 2.327 | 42,0300,2826 |
|   | 11,0 | .433 | 24,0 | .945 | 76   | 2.992 | 42,0300,2275 |

### Gas Lens - Large



| Part No. insulation ring | Part No. collet body | Electrode $\varnothing$ |      |
|--------------------------|----------------------|-------------------------|------|
|                          |                      | mm                      | inch |
| 42,0100,0402             | 42,0001,3027         | 1,0                     | .039 |
|                          | 42,0001,3028         | 1,6                     | .063 |
|                          | 42,0001,0646         | 2,0                     | .078 |
|                          | 42,0001,3029         | 2,4                     | .094 |
|                          | 42,0001,3030         | 3,2                     | .126 |
|                          | 42,0001,3031         | 4,0                     | .157 |

### Gas Lens - Large

| gas nozzle ceramic screwable 1"-16G | d1   |      | d2   |       | L1 |       | Part No.     |
|-------------------------------------|------|------|------|-------|----|-------|--------------|
|                                     | mm   | inch | mm   | inch  | mm | inch  |              |
|                                     | 9,5  | .374 | 30,3 | 1.193 | 48 | 1.890 | 42,0300,2247 |
|                                     | 12,5 | .492 | 30,3 | 1.193 | 48 | 1.890 | 42,0300,2248 |
|                                     | 16,0 | .630 | 31,0 | 1.220 | 48 | 1.890 | 42,0300,2249 |
|                                     | 19,0 | .748 | 31,0 | 1.220 | 48 | 1.890 | 42,0300,2250 |

## TTB 220P G ML/70°/L65 (44,0350,4409)

| Article no.  | Description                    | Quantity | Unit |
|--------------|--------------------------------|----------|------|
| 42,0001,3034 | Clamp. sl. case 2,4/ø11,1x46,8 | 1        | pc   |
| 42,0001,3035 | Clamp. sl. case 3,2/ø11,1x46,8 | 1        | pc   |
| 42,0300,2275 | Gas nozzle ceramic ø24/ø11x76  | 1        | pc   |
| 44,0350,1597 | Torch cap long L118,3          | 1        | pc   |
| 42,0300,3206 | Cover cap 12.5x20-red          | 1        | pc   |
| 42,0402,0348 | Normatec-FKM-NT-80.7/75_9x2mm  | 1        | pc   |
| 42,0001,3032 | Clamp. sl. case 1,0/ø11,1x46,8 | 1        | pc   |
| 42,0001,3033 | Clamp. sl. case 1,6/ø11,1x46,8 | 1        | pc   |
| 42,0001,3036 | Clamp. sl. case 4,0/ø11,1x46,8 | 1        | pc   |
| 42,0100,0408 | Head shield stand. ø22/ø15x10  | 1        | pc   |
| 42,0001,1057 | Fixing sleeve br. 1.0/ø6.35x52 | 1        | pc   |
| 42,0001,1058 | Fixing sleeve br. 1.6/ø6.35x52 | 1        | pc   |
| 42,0001,1071 | Fixing sleeve br. 2.4/ø6.35x52 | 1        | pc   |
| 42,0001,1127 | Fixing sleeve br. 3.2/ø6.35x52 | 1        | pc   |
| 42,0001,1128 | Fixing sleeve br. 4.0/ø6.35x52 | 1        | pc   |
| 42,0411,4013 | Tungsten electr. WC20/ø4,0x175 | 1        | pc   |
| 42,0411,4002 | Tungsten electr. WC20/ø2,4x175 | 1        | pc   |
| 42,0411,4001 | Tungsten electr. WC20/ø1,6x175 | 1        | pc   |
| 42,0411,4012 | Tungsten electr. WC20/ø1,0x175 | 1        | pc   |
| 42,0411,4003 | Tungsten electr. WC20/ø3,2x175 | 1        | pc   |
| 42,0411,4007 | Tungsten electrode WP/ø4,0x175 | 1        | pc   |
| 42,0411,4006 | Tungsten electrode WP/ø3,2x175 | 1        | pc   |
| 42,0411,4005 | Tungsten electrode WP/ø2,4x175 | 1        | pc   |
| 42,0411,4008 | Tungsten electrode WP/ø1,6x175 | 1        | pc   |
| 42,0411,0161 | Tungsten electr. WS2-1.6x175mm | 1        | pc   |
| 42,0411,0162 | Tungsten electr. WS2-2.4x175mm | 1        | pc   |
| 42,0411,0163 | Tungsten electr. WS2-3.2x175mm | 1        | pc   |
| 42,0411,0164 | Tungsten electr. WS2-4.0x175mm | 1        | pc   |
| 44,0350,1596 | Torch cap short L28            | 1        | pc   |
| 42,0001,2960 | Gas distributor PW42-M         | 1        | pc   |
| 42,0001,2862 | Clamp. sleeve case 2,4/ø19x33  | 1        | pc   |
| 42,0001,2863 | Clamp. sleeve case 3,2/ø19x33  | 1        | pc   |
| 42,0001,2864 | Clamp. sleeve case 4,0/ø19x33  | 1        | pc   |
| 42,0300,2010 | Gas nozzle ceramic ø24/ø8x41   | 1        | pc   |

## TTB 220P G ML/70°/L65 (44,0350,4409)

| Article no.  | Description                    | Quantity | Unit |
|--------------|--------------------------------|----------|------|
| 42,0300,2009 | Gas nozzle ceramic ø24/ø6,5x41 | 1        | pc   |
| 42,0300,2011 | Gas nozzle ceramic ø24/ø9,5x41 | 1        | pc   |
| 42,0300,2012 | Gas nozzle ceramic ø24/ø11x41  | 1        | pc   |
| 42,0300,2013 | Gas nozzle ceram. ø24/ø12,5x41 | 1        | pc   |
| 42,0300,2273 | Gas nozzle ceramic ø24/ø8x76   | 1        | pc   |
| 42,0300,2274 | Gas nozzle ceramic ø24/ø9,5x76 | 1        | pc   |
| 42,0300,2826 | Gas nozzle cer Ø9.5/Ø24x59.1mm | 1        | pc   |
| 42,0300,2276 | Gas nozzle ceramic ø18/ø6,5x47 | 1        | pc   |
| 42,0300,2277 | Gas nozzle ceramic ø18/ø8x47   | 1        | pc   |
| 42,0300,2278 | Gas nozzle ceramic ø18/ø9,5x47 | 1        | pc   |
| 42,0300,2279 | Gas nozzle ceramic ø18/ø11x47  | 1        | pc   |
| 42,0300,2280 | Gas nozzle ceram. ø18/ø12,5x47 | 1        | pc   |
| 42,0300,2281 | Gas nozzle ceram. ø20,5/ø16x47 | 1        | pc   |
| 42,0300,2282 | Gas nozzle ceram. ø23,5/ø19x47 | 1        | pc   |
| 42,0300,2283 | Gas nozzle cer. ø17,6/ø8x76,5  | 1        | pc   |
| 42,0300,2284 | Gas nozzle c. ø17,6/ø9,5x76,5  | 1        | pc   |
| 42,0300,2285 | Gas nozzle cer. ø17,6/ø11x76,5 | 1        | pc   |
| 42,0001,0682 | Fixing sleeve br. 2.0/ø6.35x52 | 1        | pc   |
| 42,0411,4004 | TUNGSTEN-ELECTRODE CER2% D=2.0 | 1        | pc   |
| 42,0411,0214 | Tung. el. WP/ø2.0x175          | 1        | pc   |
| 42,0411,0215 | Tung. el. WS2-2.0x175mm        | 1        | pc   |
| 42,0001,3027 | Gas lens big 1,0/ø25,4x50      | 1        | pc   |
| 42,0001,3028 | Gas lens big 1,6/ø25,4x50      | 1        | pc   |
| 42,0001,3029 | Gas lens big 2,4/ø25,4x50      | 1        | pc   |
| 42,0001,3030 | Gas lens big 3,2/ø25,4x50      | 1        | pc   |
| 42,0001,3031 | Gas lens big 4,0/ø25,4x50      | 1        | pc   |
| 42,0100,0402 | Insulating ring ø30/ø12,3x15,8 | 1        | pc   |
| 42,0300,2247 | Gas nozzle cer. ø30,5/ø9,5x48  | 1        | pc   |
| 42,0300,2248 | Gas nozzle cer. ø30,5/ø12,5x48 | 1        | pc   |
| 42,0300,2249 | Gas nozzle ceram. ø30,5/ø16x48 | 1        | pc   |
| 42,0300,2250 | Gas nozzle ceram. ø30,5/ø19x48 | 1        | pc   |
| 44,0350,1595 | Gas lens 1,0/ø19x50            | 1        | pc   |
| 44,0350,1362 | Gas lens 1,6/ø19x50            | 1        | pc   |
| 44,0350,1363 | Gas lens 2,4/ø19x50            | 1        | pc   |

## TTB 220P G ML/70°/L65 (44,0350,4409)

| Article no.  | Description                    | Quantity | Unit |
|--------------|--------------------------------|----------|------|
| 44,0350,1364 | Gas lens 3,2/ø19x50            | 1        | pc   |
| 44,0350,1365 | Gas lens 4,0/ø19x50            | 1        | pc   |
| 42,0100,0401 | Insulating ring ø23/ø12,3x13,6 | 1        | pc   |
| 42,0001,0645 | Gas lens 2.0/ø19x50            | 1        | pc   |
| 42,0001,0646 | Gas lens large 2.0/ø25.4x50.5  | 1        | pc   |